

# App Note 3489: Installing the DS91230 USB Adapter on Windows® 98

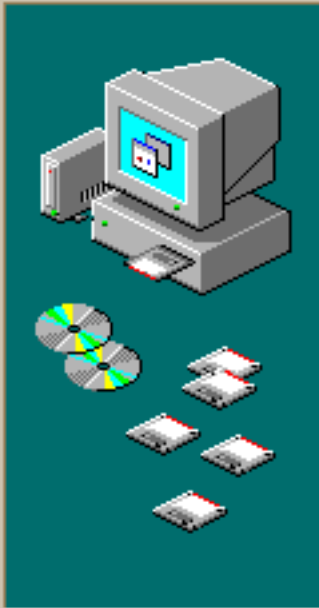
*To use the DS91230 USB adapter on a Windows 98 PC with the evaluation kits for the battery-management and thermal products, the user must install the required drivers. This application note steps the user through that procedure.*

Installing the DS91230 USB adapter onto a PC running Windows 98 is quick and easy. When the DS91230 is first plugged into the USB port of the PC, Windows will automatically detect the device and launch the Add New Hardware Wizard.

The DS91230 is designed to look like a USB human interface device (i.e., like a keyboard or mouse) to Windows. The drivers required for the DS91230, therefore, already exist on the PC. Consequently, it is just a matter of finding and installing the drivers appropriate for the DS91230 USB adapter.

When Windows launches the Add New Hardware Wizard, simply follow the steps through the driver installation. On the first screen, click the Next button to begin the process.

## Add New Hardware Wizard



This wizard searches for new drivers for:

USB Human Interface Device

A device driver is a software program that makes a hardware device work.

< Back

Next >

Cancel

It is recommended that you all allow Windows to search for the best driver for the DS9123O. Select "Search for the best drive for your device" and click the Next button.

## Add New Hardware Wizard



What do you want Windows to do?

- Search for the best driver for your device. (Recommended).
- Display a list of all the drivers in a specific location, so you can select the driver you want.

< Back

Next >

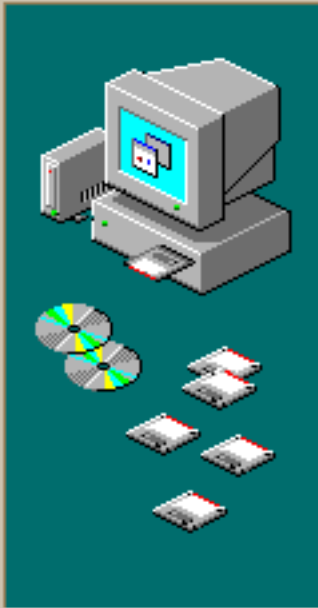
Cancel

The Wizard will then ask where it should search for the drivers for the DS9123O. Searching the entire C: drive should allow Windows to find the needed device. Check the "Specify a location:" box, and then click on the Next button.



Once Windows finds the best driver, click on the Next button to install the driver.

## Add New Hardware Wizard



Windows driver file search for the device:

USB Human Interface Device

Windows is now ready to install the best driver for this device. Click Back to select a different driver, or click Next to continue.

Location of driver:



C:\WINDOWS\INF\HIDDEV.INF

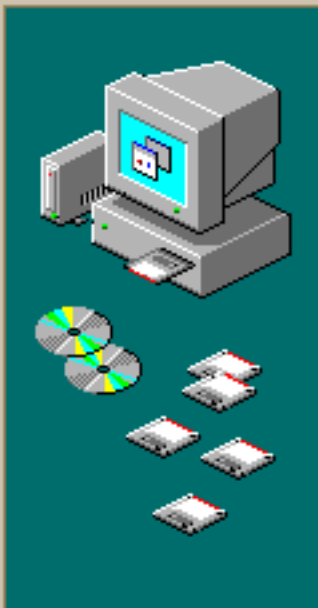
< Back

Next >

Cancel

Click on the Finish" button, and the DS91230 is ready to be used with Dallas Semiconductor evaluation software. Follow the instructions in the evaluation kit data sheet to install the software.

## Add New Hardware Wizard



USB Human Interface Device

Windows has finished installing the software that your new hardware device requires.

< Back

Finish

Cancel

Windows is a registered trademark of Microsoft Corporation.

## More Information

DS1620: [QuickView](#) -- [Full \(PDF\) Data Sheet](#) -- [Free Samples](#)  
DS1621: [QuickView](#) -- [Full \(PDF\) Data Sheet](#) -- [Free Samples](#)  
DS1624: [QuickView](#) -- [Full \(PDF\) Data Sheet](#) -- [Free Samples](#)  
DS1626: [QuickView](#) -- [Full \(PDF\) Data Sheet](#) -- [Free Samples](#)  
DS1629: [QuickView](#) -- [Full \(PDF\) Data Sheet](#) -- [Free Samples](#)  
DS1631: [QuickView](#) -- [Full \(PDF\) Data Sheet](#) -- [Free Samples](#)  
DS1631A: [QuickView](#) -- [Full \(PDF\) Data Sheet](#) -- [Free Samples](#)  
DS1720: [QuickView](#) -- [Full \(PDF\) Data Sheet](#) -- [Free Samples](#)  
DS1722: [QuickView](#) -- [Full \(PDF\) Data Sheet](#) -- [Free Samples](#)  
DS1726: [QuickView](#) -- [Full \(PDF\) Data Sheet](#) -- [Free Samples](#)  
DS1731: [QuickView](#) -- [Full \(PDF\) Data Sheet](#) -- [Free Samples](#)  
DS1775: [QuickView](#) -- [Full \(PDF\) Data Sheet](#) -- [Free Samples](#)  
DS1821: [QuickView](#) -- [Full \(PDF\) Data Sheet](#) -- [Free Samples](#)  
DS1822: [QuickView](#) -- [Full \(PDF\) Data Sheet](#) -- [Free Samples](#)  
DS18B20: [QuickView](#) -- [Full \(PDF\) Data Sheet](#) -- [Free Samples](#)  
DS18S20: [QuickView](#) -- [Full \(PDF\) Data Sheet](#) -- [Free Samples](#)  
DS2436: [QuickView](#) -- [Full \(PDF\) Data Sheet](#) -- [Free Samples](#)  
DS2740: [QuickView](#) -- [Full \(PDF\) Data Sheet](#) -- [Free Samples](#)  
DS2751: [QuickView](#) -- [Full \(PDF\) Data Sheet](#) -- [Free Samples](#)  
DS2755: [QuickView](#) -- [Full \(PDF\) Data Sheet](#) -- [Free Samples](#)  
DS2761: [QuickView](#) -- [Full \(PDF\) Data Sheet](#) -- [Free Samples](#)  
DS2762: [QuickView](#) -- [Full \(PDF\) Data Sheet](#) -- [Free Samples](#)  
DS2764: [QuickView](#) -- [Full \(PDF\) Data Sheet](#) -- [Free Samples](#)  
DS2770: [QuickView](#) -- [Full \(PDF\) Data Sheet](#) -- [Free Samples](#)  
DS2780: [QuickView](#) -- [Full \(PDF\) Data Sheet](#) -- [Free Samples](#)  
DS2780: [QuickView](#) -- [Full \(PDF\) Data Sheet](#) -- [Free Samples](#)  
DS75: [QuickView](#) -- [Full \(PDF\) Data Sheet](#) -- [Free Samples](#)